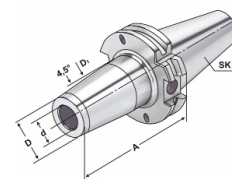



Upínač tepelný 4,5°

Shrink chucks 4,5°



pro upínání nástrojů se stopkou TK a HSS
for mounting of solid carbide and HSS-tool shanks



Název Catalog number	Kužel Taper	d	D	D ₁	l ₁	l ₂	A		G 2,5 25.000 min ⁻¹
SK40.80.T4.03.ADB	SK40	3	15	20	-	-	80	AD/B	•
SK40.120.T4.03.ADB	SK40	3	15	20	-	-	120	AD/B	•
SK40.160.T4.03.ADB	SK40	3	15	20	-	-	160	AD/B	•
SK40.80.T4.04.ADB	SK40	4	15	20	-	-	80	AD/B	•
SK40.120.T4.04.ADB	SK40	4	15	20	-	-	120	AD/B	•
SK40.160.T4.04.ADB	SK40	4	15	20	-	-	160	AD/B	•
SK40.80.T4.05.ADB	SK40	5	15	20	-	-	80	AD/B	•
SK40.120.T4.05.ADB	SK40	5	15	20	-	-	120	AD/B	•
SK40.160.T4.05.ADB	SK40	5	15	20	-	-	160	AD/B	•
SK40.80.T4.06.ADB	SK40	6	21	27	36	10	80	AD/B	•
SK40.120.T4.06.ADB	SK40	6	21	27	36	10	120	AD/B	•
SK40.160.T4.06.ADB	SK40	6	21	27	36	10	160	AD/B	•
SK40.80.T4.08.ADB	SK40	8	21	27	36	10	80	AD/B	•
SK40.120.T4.08.ADB	SK40	8	21	27	36	10	120	AD/B	•
SK40.160.T4.08.ADB	SK40	8	21	27	36	10	160	AD/B	•
SK40.80.T4.10.ADB	SK40	10	24	32	41	10	80	AD/B	•
SK40.120.T4.10.ADB	SK40	10	24	32	41	10	120	AD/B	•
SK40.160.T4.10.ADB	SK40	10	24	32	41	10	160	AD/B	•
SK40.80.T4.12.ADB	SK40	12	24	32	46	10	80	AD/B	•
SK40.120.T4.12.ADB	SK40	12	24	32	46	10	120	AD/B	•
SK40.160.T4.12.ADB	SK40	12	24	32	46	10	160	AD/B	•
SK40.80.T4.14.ADB	SK40	14	27	34	46	10	80	AD/B	•
SK40.120.T4.14.ADB	SK40	14	27	34	46	10	120	AD/B	•
SK40.160.T4.14.ADB	SK40	14	27	34	46	10	160	AD/B	•
SK40.80.T4.16.ADB	SK40	16	27	34	49	10	80	AD/B	•
SK40.120.T4.16.ADB	SK40	16	27	34	49	10	120	AD/B	•
SK40.160.T4.16.ADB	SK40	16	27	34	49	10	160	AD/B	•
SK40.80.T4.18.ADB	SK40	18	33	42	49	10	80	AD/B	•
SK40.120.T4.18.ADB	SK40	18	33	42	49	10	120	AD/B	•
SK40.160.T4.18.ADB	SK40	18	33	42	49	10	160	AD/B	•
SK40.80.T4.20.ADB	SK40	20	33	42	51	10	80	AD/B	•
SK40.120.T4.20.ADB	SK40	20	33	42	51	10	120	AD/B	•
SK40.160.T4.20.ADB	SK40	20	33	42	51	10	160	AD/B	•
SK40.100.T4.25.ADB	SK40	25	44	53	57	10	100	AD/B	•
SK40.120.T4.25.ADB	SK40	25	44	53	57	10	120	AD/B	•
SK40.160.T4.25.ADB	SK40	25	44	53	57	10	160	AD/B	•
SK40.100.T4.32.ADB	SK40	32	44	53	61	10	100	AD/B	•
SK40.120.T4.32.ADB	SK40	32	44	53	61	10	120	AD/B	•
SK40.160.T4.32.ADB	SK40	32	44	53	61	10	160	AD/B	•

l₁ = maximální upínací délka (clamping, depth, max.)

pro průměry stopek 3, 4 a 5 mm pouze pro karbidové nástroje
pro průměry stopek 3, 4, a mm s tolerancí h4 a průměry stopek 6 až 32 s tolerancí h6
vhodné pro přístroje, které používají ohřev indukční, kontaktní a teplým vzduchem

l₂ = maximální délkové nastavení (length adjustment range max.)

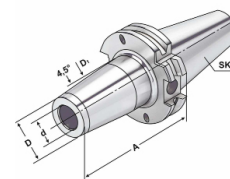
for Ø 3, 4 a 5 mm only solid carbide
Ø 3, 4 a 5 mm with h4 tolerance and Ø 6- Ø32 with h6 tolerance
tool shanks must be used toolholders suitable for induction, contact
and hot air shrink units


Upínač tepelný 4,5°

Shrink chucks 4,5°



pro upínání nástrojů se stopkou TK a HSS
for mounting of solid carbide and HSS-tool shanks



Název	Kužel	d	D	D ₁	l ₁	l ₂	A		G 2,5 25.000 min ⁻¹
SK50.80.T4.03.ADB	SK50	3	15	20	-	-	80	AD/B	•
SK50.80.T4.04.ADB	SK50	4	15	20	-	-	80	AD/B	•
SK50.80.T4.05.ADB	SK50	5	15	20	-	-	80	AD/B	•
SK50.80.T4.06.ADB	SK50	6	21	27	36	10	80	AD/B	•
SK50.120.T4.06.ADB	SK50	6	21	27	36	10	120	AD/B	•
SK50.160.T4.06.ADB	SK50	6	21	27	36	10	160	AD/B	•
SK50.200.T4.06.ADB	SK50	6	21	27	36	10	200	AD/B	•
SK50.80.T4.08.ADB	SK50	8	21	27	36	10	80	AD/B	•
SK50.120.T4.08.ADB	SK50	8	21	27	36	10	120	AD/B	•
SK50.160.T4.08.ADB	SK50	8	21	27	36	10	160	AD/B	•
SK50.200.T4.08.ADB	SK50	8	21	27	36	10	200	AD/B	•
SK50.80.T4.10.ADB	SK50	10	24	32	41	10	80	AD/B	•
SK50.120.T4.10.ADB	SK50	10	24	32	41	10	120	AD/B	•
SK50.160.T4.10.ADB	SK50	10	24	32	41	10	160	AD/B	•
SK50.200.T4.10.ADB	SK50	10	24	32	41	10	200	AD/B	•
SK50.80.T4.12.ADB	SK50	12	24	32	46	10	80	AD/B	•
SK50.120.T4.12.ADB	SK50	12	24	32	46	10	120	AD/B	•
SK50.160.T4.12.ADB	SK50	12	24	32	46	10	160	AD/B	•
SK50.200.T4.12.ADB	SK50	12	24	32	46	10	200	AD/B	•
SK50.80.T4.14.ADB	SK50	14	27	34	46	10	80	AD/B	•
SK50.120.T4.14.ADB	SK50	14	27	34	46	10	120	AD/B	•
SK50.160.T4.14.ADB	SK50	14	27	34	46	10	160	AD/B	•
SK50.200.T4.14.ADB	SK50	14	27	34	46	10	200	AD/B	•
SK50.80.T4.16.ADB	SK50	16	27	34	49	10	80	AD/B	•
SK50.120.T4.16.ADB	SK50	16	27	34	49	10	120	AD/B	•
SK50.160.T4.16.ADB	SK50	16	27	34	49	10	160	AD/B	•
SK50.200.T4.16.ADB	SK50	16	27	34	49	10	200	AD/B	•
SK50.80.T4.18.ADB	SK50	18	33	42	49	10	80	AD/B	•
SK50.120.T4.18.ADB	SK50	18	33	42	49	10	120	AD/B	•
SK50.160.T4.18.ADB	SK50	18	33	42	49	10	160	AD/B	•
SK50.200.T4.18.ADB	SK50	18	33	42	49	10	200	AD/B	•
SK50.80.T4.20.ADB	SK50	20	33	42	51	10	80	AD/B	•
SK50.120.T4.20.ADB	SK50	20	33	42	51	10	120	AD/B	•
SK50.160.T4.20.ADB	SK50	20	33	42	51	10	160	AD/B	•
SK50.200.T4.20.ADB	SK50	20	33	42	51	10	200	AD/B	•
SK50.100.T4.25.ADB	SK50	25	44	53	57	10	100	AD/B	•
SK50.160.T4.25.ADB	SK50	25	44	53	57	10	160	AD/B	•
SK50.200.T4.25.ADB	SK50	25	44	53	57	10	200	AD/B	•
SK50.100.T4.32.ADB	SK50	32	44	53	61	10	100	AD/B	•
SK50.160.T4.32.ADB	SK50	32	44	53	61	10	160	AD/B	•
SK50.200.T4.32.ADB	SK50	32	44	53	61	10	200	AD/B	•

l₁ = maximální upínací délka (clamping, depth, max.)

pro průměry stopek 3, 4 a 5 mm pouze pro karbidové nástroje
pro průměry stopek 3, 4, a mm s tolerancí h4 a průměry stopek 6 až 32 s tolerancí h6
vhodné pro přístroje, které používají ohřev indukční, kontaktní a teplým vzduchem

l₂ = maximální délkové nastavení (length adjustment range max.)

for Ø 3, 4 a 5 mm only solid carbide
Ø 3, 4 a 5 mm with h4 tolerance and Ø 6- Ø32 with h6 tolerance
tool shanks must be used toolholders suitable for induction, contact
and hot air shrink units